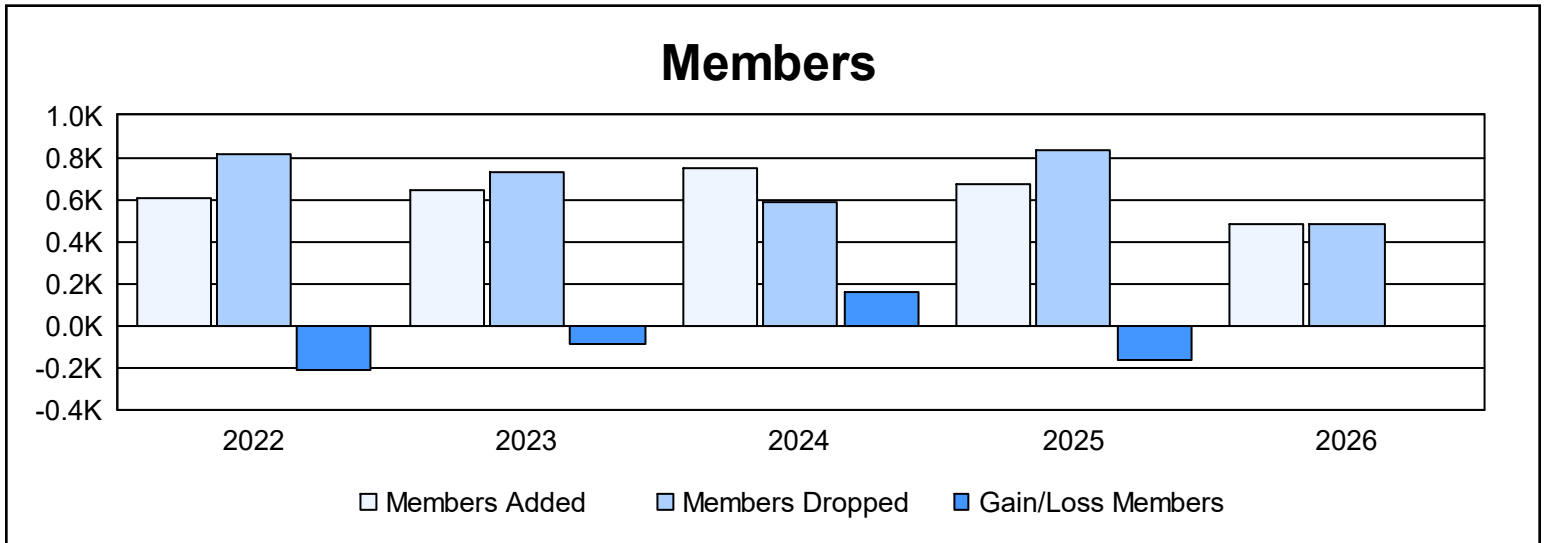
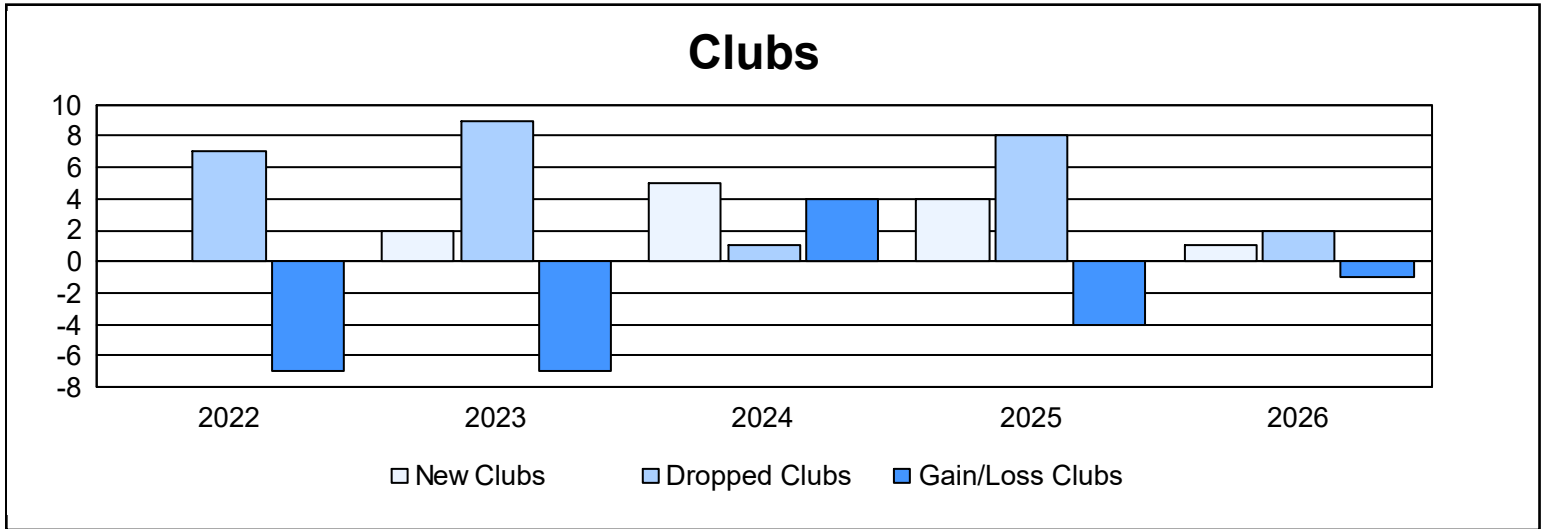


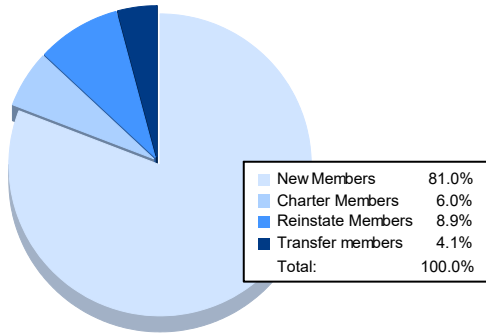
Multiple District 5

As of March 2026 Cumulative

Year	New Clubs	Dropped Clubs	Gain/ Loss Clubs	New Members	Charter Members	Reinstate Members	Transfer Members	Total Member Added	Total Members Dropped	Gain/ Loss Members
2021-2022	0	7	-7	538	6	38	26	608	819	-211
2022-2023	2	9	-7	460	78	63	38	639	728	-89
2023-2024	5	1	4	569	128	25	24	746	583	163
2024-2025	4	8	-4	540	86	28	17	671	835	-164
2025-2026	1	2	-1	391	29	43	20	483	483	0
Average	2	5	-3	500	65	39	25	629	690	-60



Membership Composition March 2026 Cumulative



Gender Composition March 2026 Cumulative

